

## The probability of RCC Dams Cracking Due to NASR

ZaniarTokmechi

Islamic Azad University, Mahabad Branch, Mahabad, Iran.

---

**Abstract:** In this article, using Monte Carlo Method, the probability of crack distribution and cracked zones percentage due to Normal Alkali Silica Reaction (NASR) in a sample Roller Compacted Concrete dam body is investigated. The Alkali Silica Reaction is a stochastic reaction causing the inflammation of aggregates. Increasing in volume results in an expansive pressure inside the material. As a result, concrete strength losses, and concrete spalls. The exact place of the reaction is not definite, and it is perplexing to anticipate. Thus, dealing with this type of problem is really challengeable. Monte Carlo Method as a random method is useful to solve complex systems; therefore, it is useful in studying systems that are too complicated to be solved analytically. The results show that cracks develop from the basement to the top. When the expansions are %0.05 and %0.10 (NASR expansion limit), about %0.117 and %0.179 of dam body is cracked, respectively. The results illustrate that the probability of crack distribution dispersion varies from %0.01 to %0.40 for NASR.

**Key words:** Probability, Cracked zones, Normal Alkali Silica, Dam, Monte Carlo

---

### INTRODUCTION

Studies on materials and safety of dams were done in different parts of the world (Iman Kabir *et al.* 2010; Omran and Tokmechi 2010). The unpleasant expansion of concrete due to reaction between cement alkalis and reactive siliceous aggregates continues to be a cause for major concern (Fournier and Malhotra 1999; Shon *et al.* 2002). Cement and aggregates vary infinitely in various regions. In areas with reactive siliceous rocks, the probability of Alkali Silica Reaction (ASR) would be high (Hobbs and Roy 1988; Haddad and Numayr 2007). ASR occurs in different parts of Europe, the United States, Canada, and Middle East (Neville 1995). It results in an expansive pressure inside the material. This expansion creates cracks in concrete which ease absorption of water (Kay 1992).

According to preceding findings, ASR has harmful effects on the bond between steel reinforcement and concrete. Also, it is pernicious for flexural members (Darwin and Graham 1993; Esfahani and Rangan 2000; Kayali and Yeomans 2000). In these studies cantilever beams, simply supported large scale beams, and ASTM C231 standard are used (Kemp 1986; Tepfers 1982). The cracks have an impact on the durability of structures. In addition, research concern with the effect of cracks on temperature variation and fire in structures involved in ASR (Almusallam *et al.* 1996; Haddad and Ashteyate 2001; Diederichs 1981; Hertz 1982; Royles *et al.* 1982; Royles and Morley 1983). The findings indicate that ASR affects the serviceability, strength, and stability of structures. For example, the reduction in flexural capacity is as high as 25% (Swam and Al-Asali 1989; Swamy and Al-Asali 1990).

Considerable safety of hydro structures such as dams (Zarezadeh *et al.* 2010; Pilayeh *et al.* 2010) adds the study of risky. However, unfortunately there is not enough study on the effects of ASR on the crack distribution in dams. Thus, in this paper, using Monte Carlo Method and Finite Element method, the probability of the crack distribution and cracked zones percentage in Roller Compacted Concrete dams due to Normal Alkali Silica Reaction (NASR) are analyzed, and the results are presented.

### MATERIALS AND METHOD

#### **Alkali Silica Reaction:**

In general, expansion studies are performed according to a method mentioned in ASTM C1260 (Kayali and Yeomans 2000). Referring to this standard, expansion in concrete is divided in three groups including normal expansion (NASR, expansion between 0 percent and 0.1 percent), harmful expansion (HASR, expansion between 0.1 percent and 0.2 percent), and dangerous expansion (DASR, expansion more than 0.2 percent) (Kayali and Yeomans 2000).

---

**Corresponding Author:** Zaniar Tokmechi, Islamic Azad University, Mahabad Branch, Mahabad, Iran.

Tel: +98-918-873-1933, Fax: +98-871-3229437.

E-mail: z.tokmechi@gmail.com

As it can be seen from Figure 1, tests performed by researchers have shown that expansion varies from 0 percent to 0.6 percent (Shon *et al.* 2002). In this paper, the probability of the crack distribution under normal expansion conditions (NASR) including 0.05 and 0.1 percent is investigated.

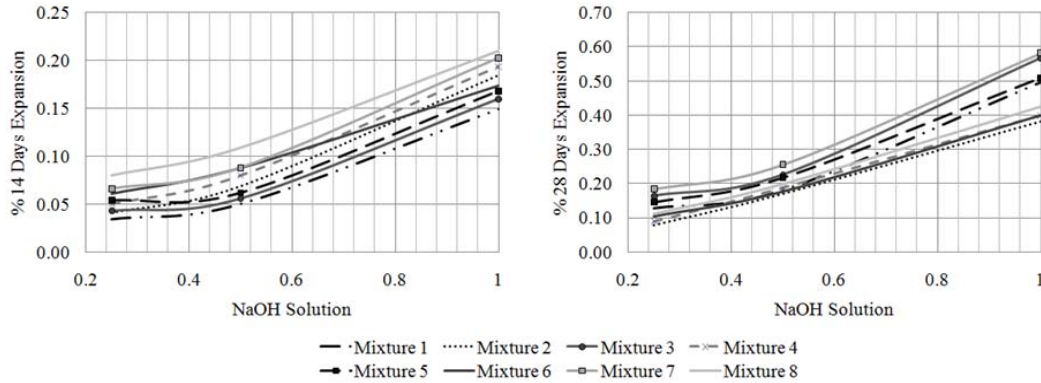


Fig. 1: Expansion due to Alkali Silica Reaction

**Roller Compacted Concrete Dams:**

Roller Compacted Concrete (RCC) is a special blend of concrete that is much drier than conventional concrete and essentially has no slump. RCC has been increasingly used to build concrete dams. In this study, a typical cross section of a sample RCC dam is used. The characteristics of the dam body material is mentioned in Table 1 and, Table 2 shows the properties of the foundation material. Also, Table 3 shows the strength properties of the dam body material.

Table 1: Properties of the dam body material

Dam body material properties		
Elasticity Modulus (GPa)	Poison's ratio	Density (kg/m <sup>3</sup> )
20	0.25	2400

Table 2: Properties of the foundation material

Foundation material properties		
Elasticity Modulus (GPa)	Poison's ratio	Density (kg/m <sup>3</sup> )
0.75	0.3	2200

Table 3: Dam body strengths

Dam body strengths			
Compressive strength (MPa)	Tensile strength (MPa)	Safety factor in compression	Safety factor in tension
25	0.65	2	1.7

**Finite Element Method:**

Since strains are approximately constant in Alkali Silica zones, Constant Strain Triangle element is used (Chandrupatla 1997). Equation 1 is used to calculate the element stresses. The calculated stress is used as the value at the center of each element.

$$\sigma = DBq \tag{1}$$

Where D is material property matrix, B is element strain displacement matrix, and q is element nodal displacement from the global displacements vector Q.

For plane strain conditions, the material property matrix is given by Equation 2.

$$D = \frac{E}{(1+\nu)(1-2\nu)} \begin{bmatrix} 1-\nu & \nu & 0 \\ \nu & 1-\nu & 0 \\ 0 & 0 & 1-2\nu/2 \end{bmatrix} \tag{2}$$

Element strain-displacement matrix is given by Equation 3.

$$B = \frac{1}{\det J} \begin{bmatrix} y_{23} & 0 & y_{31} & 0 & y_{12} & 0 \\ 0 & x_{32} & 0 & x_{13} & 0 & x_{21} \\ x_{32} & y_{23} & x_{13} & y_{31} & x_{21} & y_{12} \end{bmatrix} \tag{3}$$

In which, J is jacobian matrix, and the points 1, 2, and 3 are ordered in a counterclockwise manner. Jacobian matrix is given by Equation 4.

$$J = \begin{bmatrix} x_{13} & y_{13} \\ x_{23} & y_{23} \end{bmatrix} \quad (4)$$

Global displacements vector Q is given by Equation 5.

$$KQ=F \quad (5)$$

In which, K and F are modified stiffness matrix and force vector, respectively. The global stiffness matrix K is formed using element stiffness matrix  $k^e$  which is given by Equation 6.

$$k^e = t_e A_e B^T D B \quad (6)$$

In which,  $t_e$  and  $A_e$  are element thickness and element area, respectively.

**Monte Carlo Method:**

The Monte Carlo Method uses random numbers to determine the answer to problems. The Monte Carlo method usually gives an approximate answer, and we should use a large number of trials to find the exact answer. This method is used to solve complicated problems in many areas of engineering by generating suitable random numbers and observing that fraction of the numbers that obeys some properties (Haroonabadi and Haghifam 2008; Ghaleh *et al.* 2010; Khan *et al.* 2009). Probability analysis using this method has six steps (Jandaghi 2008 ). Generating a parametric model, generating a set of random inputs, evaluating the model and finding inputs that obeys model properties (live points), repeating step 1 to 3 (trials), and finding the probability which is given by equation 7.

$$\%Probability = \frac{\text{Number of live points}}{\text{Total number of points}} \quad (7)$$

**RESULTS AND DISCUSSION**

**Crack distribution:**

Supposing that Alkali Silica Reaction expansion happens in 1 percent of the dam body, the study of the crack distribution is evaluated. For the mentioned condition, different Normal Alkali Silica reactivity (0.05 and 0.1 percent expansion) is considered.

2000 trials are used for the Monte Carlo Method solution process. In each trial, a number of stochastic elements are selected (Figure 2a). Then, referring to the supposed reactivity of Normal Alkali Silica zone, displacements in each node of the elements are calculated and applied to the model (Figure 2b). After that, the model is analyzed, and principle stresses are calculated. Using the calculated stresses and comparing with the compressive and tensile strength of the dam body material, presenting in Table 3, cracked elements (live points) are recognized. Subsequently, using Equation 7, the probability of the crack distribution is estimated.

Figure 3 illustrates that after 1000 trials, the probability of the crack distribution becomes steady. For example, Figure 4 shows the probability after first, 20<sup>th</sup>, 1000<sup>th</sup>, and 2000<sup>th</sup> trials. This process is repeated for the other mentioned conditions and the results are shown in Figure 5. The results show that cracks develop from the basement to the top. Also, it is clear from the findings that the maximum probability of the crack distribution occurs when  $85 < x < 130$  and  $85 < y < 110$ .

The expansion due to Normal Alkali Silica Reaction influences the probability and the percentage of the cracked zones. The mean values and the dispersion of the probability in *each trial* are illustrated in Figure 6. Also, Figure 7 shows the percentage of the cracked zones in *each trial*. As it can be seen from Figure 6 and 7, there is good agreement between the mean values of probability of the crack distribution and the percentage of the cracked zones in *each trial* and they are approximately equal. Figure 6 shows that the probability of crack distribution dispersion varies from %0.01 to %0.40 for NASR.

Figure 8 illustrates the converged percentage of the cracked zone when expansion varies from %0.117 to %0.181. It is clear from Figure 8 that after 1000 trials, the percentage of the cracked zones becomes steady.

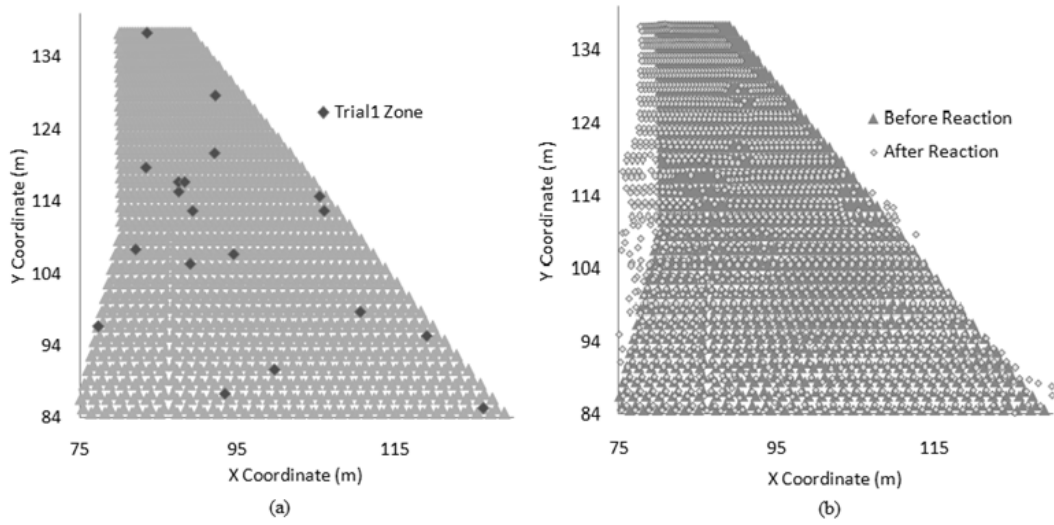


Fig. 2: (a). Alkali Silica zone in the first trial, (b). Displacement in the first trial

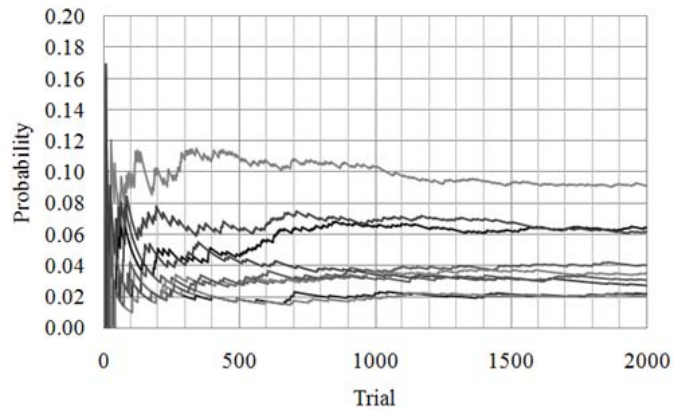
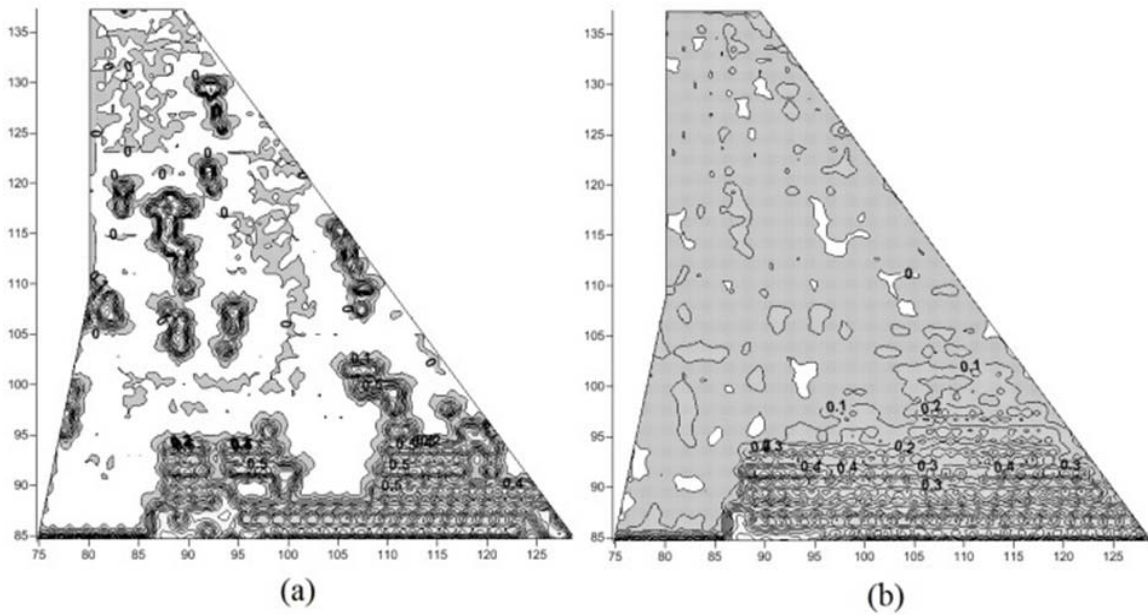
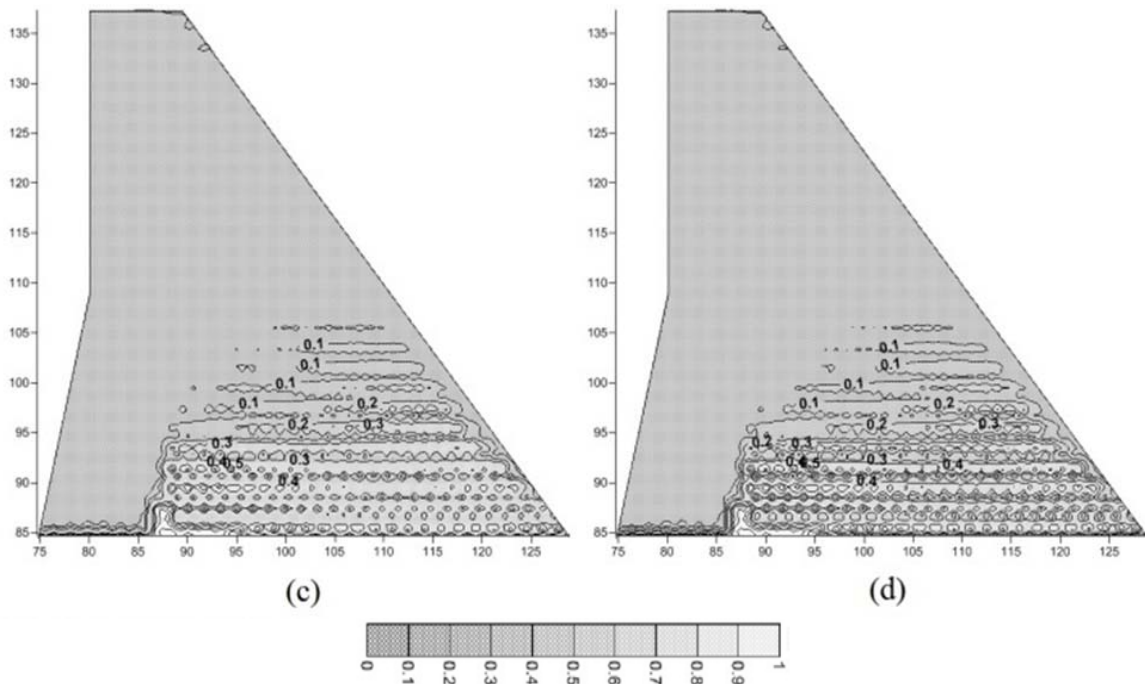
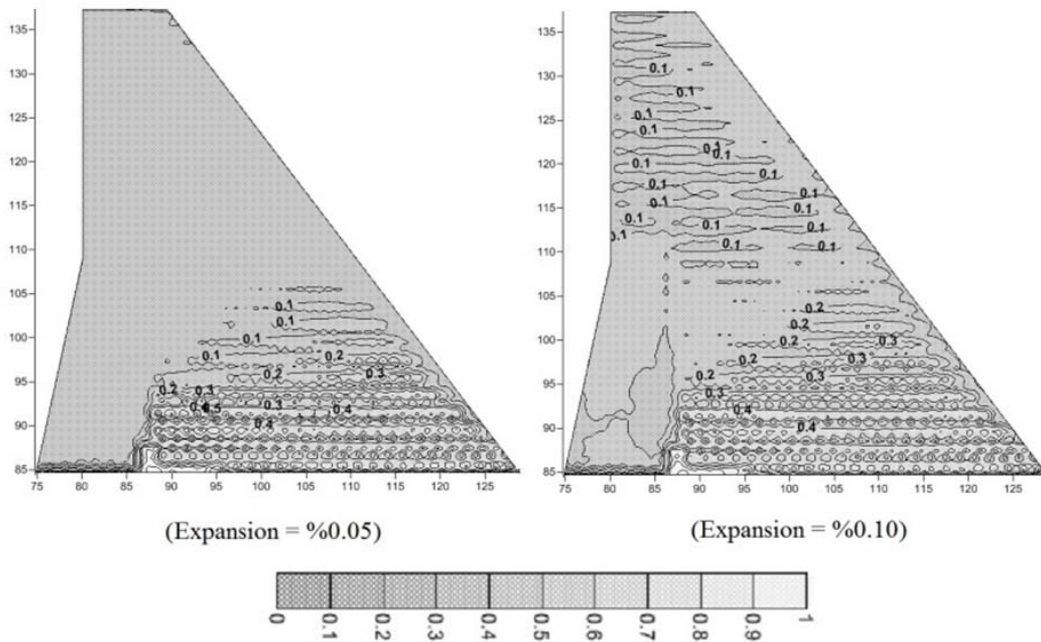


Fig. 3: Convergence of the probability in eight points





**Fig. 4:** Probability of crack distribution (Expansion=%0.05)  
 (a). after one trial, (b). after 20 trials, (c). after 1000 trials, (d). after 2000 trials



**Fig. 5:** Influence of expansion on the probability of the crack distribution

**Conclusion:**

The Alkali Silica Reaction frequently poses challenges in areas of science and engineering and dealing with this type of problem is really challengeable. ASR is a stochastic problem. The exact place of the reaction is not definite; therefore, it is perplexing to anticipate.

Monte Carlo method relies on repeated random sampling to compute the results. Because of reliance on repeated computation of random numbers, it is especially useful in studying systems with significant uncertainty in inputs such as ASR.

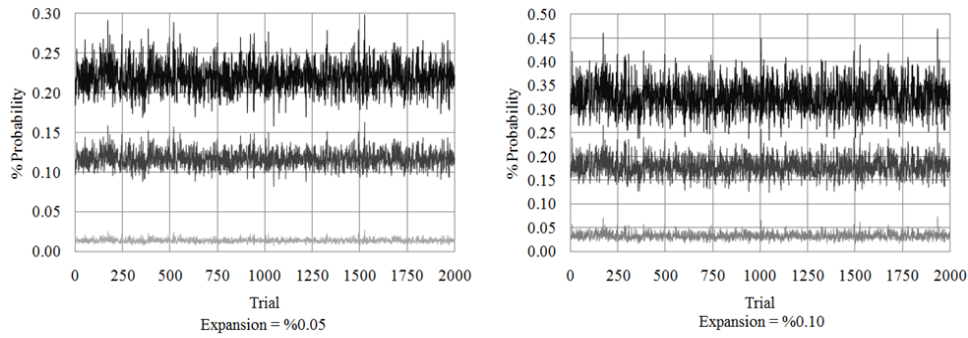


Fig. 6: Mean values of the probability and dispersion

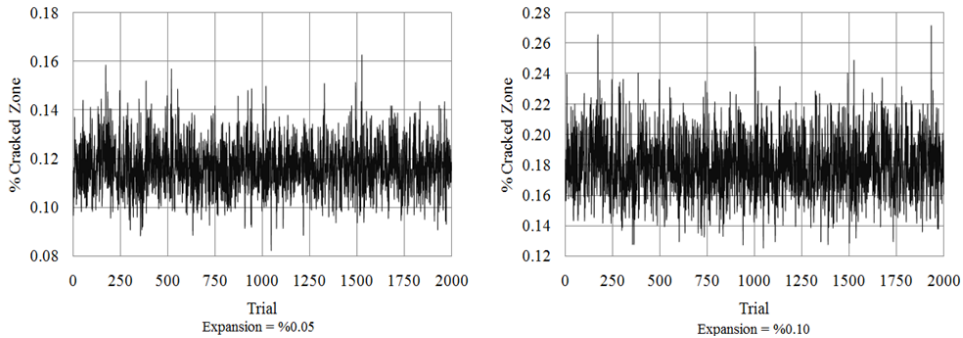


Fig. 7: Changes of the percentage of the cracked zones in each trial

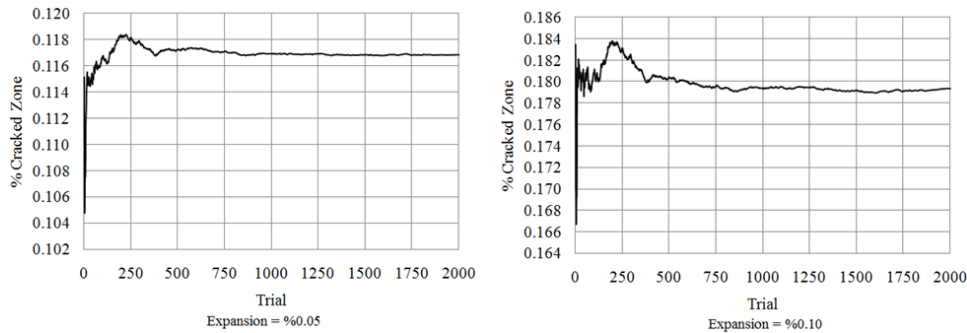


Fig. 8: Convergence of the crakes zones percentage

In this article, using Monte Carlo method as an alternative approach for stochastic problems, the probability of crack distribution and the percentage of the cracked zones due to Normal Alkali Silica Reaction (NASR) in a sample dam body are investigated. The results show that:

- The maximum probability of the crack distribution occurs when  $85 < x < 130$  and  $85 < y < 110$ .
- Cracks develop from the basement to the top, when the Alkali Silica Reactivity is Normal (NASR).
- There is good agreement between the mean values of probability of the crack distribution and the percentage of the cracked zones in *each trial* and they are approximately equal.
- The influence of the expansion on the percentage of the cracked zones increases when the expansion becomes higher.
- When the expansion is normal (expansion lower than %0.10) the percentage of the cracked zone is lower than %20.
- For the normal expansion (expansion between %0 to %0.10) the probability of distribution varies from %0.01 to %0.40.

## REFERENCES

- Almusallam, A., A. Al-Ghtani and A. Aziz, 1996. Effect of reinforcement corrosion on bond strength. *Construction and Building Materials*, 10(2): 123-9.
- Chandrupatla, T.R., 1997. *Introduction To Finite Elements In Engineering*, Second Edition. Prentice Hall Inc.
- Darwin, D. and E. Graham, 1993. Effect of deformation height and spacing on bond strength of reinforcing bars. *ACI materials Journal*, 90(6): 646-57.
- Diederichs, U., 1981. Schneider U. Bond strength at high temperatures. *Magazine of Concrete Research*, 33(115): 75-84.
- Esfahani, M. and B. Rangan, 2000. Influence of transverse reinforcement on bond strength of tensile splices. *Cement Concrete Composites*, 22: 159-63.
- Fournier, B. and V.M. Malhotra, 1999. Evaluation of laboratory test for alkali-silica reactivity. *Cement Concrete and Aggregates*, 12: 173-184.
- Ghaleh, N., G.R. Etaati and M. Motaghian, 2010. Monte Carlo Simulation of Inorganic Scintillators Response of Gamma Rays: A Comparative Study. *World Applied Sciences Journal*, 8(6): 784-788.
- Haddad, R.H. and K.S. Numayr, 2007. Effect of alkali-silica reaction and freezing and thawing action on concrete steel bond. *Construction and Building Materials*, 21: 428-435.
- Haddad, R., and A. Ashteyate, 2001. Role of synthetic fibers in delaying steel corrosion cracks and improving bond with concrete. *Canadian Journal of Civil Engineering*, 28: 787-93.
- Haroonabadi, H. and M.R. Haghifam, 2008. Generation Reliability Assessment in Power Markets Using Monte Carlo Simulation and Intelligent Systems. *World Applied Sciences Journal*, 5(3): 302-310.
- Hertz, K., 1982. The anchorage capacity of reinforcing bars at normal and high temperatures. *Magazine of Concrete Research*, 35(121): 213-20.
- Hobbs, G. and D. Roy, 1988. *Alkali silica reaction in PCC*. Thomas Telford Press.
- Iman Kabir, Md., M. Ahmed, R. Sharmin and H.M.A. Mahzuz, 2010. Comparative Study on Compressive Strength of Medium Grade Cement Concrete Using Various Types of Coarse Aggregates. *World Applied Sciences Journal*, 8(2): 206-209.
- Jandaghi, Gh., 2008. Monte Carlo method simulation in statistical. *Journal of Andisheh Amari*, 6: 51-56.
- Kay, T., 1992. *Assessment and renovation of concrete structures*. Longman Scientific & Technical.
- Kayali, O. and S.R. Yeomans, 2000. Bond of ribbed galvanized reinforcing steel in concrete. *Cement Concrete Composites*, 22: 459-67.
- Khan, M.E., S.F. Shaukat and S. Monk, 2009. Monte Carlo GPS Based Solution for Speed Limit Indicator. *World Applied Sciences Journal*, 6(12): 1691-1697.
- Kemp, E., 1986. Bond in reinforced concrete: behavior and design criteria. *ACI materials Journal*, 83(1): 50-7.
- Khan, M.E., S.F. Shaukat and S. Monk, 2009. Monte Carlo GPS Based Solution for Speed Limit Indicator. *World Applied Sciences Journal*, 6(12): 1691-1697.
- Neville, A., 1995. *Properties of concrete*. Addison Wesley Longman Limited.
- Omran, M.E. and Z. Tokmechi, 2010. Sensitivity Analysis of Symmetrical Hard Fill Dams. *Middle East Journal of Scientific Research*, 6(3): 251-256.
- Pilayeh, A., H. Sadeghi, H. Fahmi and H. Musavi Jahromi, 2010. An Optimizing Operational Model for Multi Objective Serial Reservoirs. *World Applied Sciences Journal*, 10(2): 234-241.
- Royles, R., P. Morley and M.R. Khan, 1982. The behavior of reinforced concrete at elevated temperatures with particular reference to bond strength. *international conference on bond in concrete*. pp: 217-28.
- Royles, R. and P. Morley, 1983. Response of the bond in reinforced concrete to high temperatures, *Magazine Concrete Research*, 35(123): 67-74.
- Shon, C.S., D.G. Zollinger and Sh. L. Sarkar, 2002. Evaluation of modified ASTM C1260 accelerated mortar bar test for alkali silica reactivity. *Cement and Concrete Research*, 32: 1981-1987.
- Shon, C., D. Zollinger and S. Sarkar, 2002. Evaluation of modified ASTM C 1260 accelerated mortar bar test for alkali-silica reactivity. *Cement and Concrete Research*, 32: 1981-87.
- Swam, R. and M. Al-Asali, 1989. Effect of alkali-silica reactions on the structural behavior of reinforced concrete beams. *ACI Materials journal*, 86(4): 451-9.
- Swamy, R. and M. Al-Asali, 1990. Control of alkali-silica reaction in reinforced concrete beams. *ACI Material Journal*, 87(1): 38-45.

Tepfers, R., 1982. Tensile lap splices with confining reinforcement. international conference on bond in concrete, pp: 318-30.

Zarezadeh, M., M.S. Bajestan and A.A. Kamanbedast, 2010. Influence of Building Detention and Reservoir Dams at Keeping and Rising Level on the Grate Karoon River. World Applied Sciences Journal, 9(10): 1081-1088.