

Conceptual Design of Cantilever Support for Long Haul Bus Passenger Seat

¹Chee Fai Tan, ¹Z.Y. Tean, ²B.L. Tan, ²T.L. Lim, ¹M.R. Said, ¹M.N. Sudin, ¹S.N. Khalil, ¹J. Karjanto, ¹N.M. Yusof, ³W. Chen, ³G.W.M. Rauterberg, ⁴Sivarao

¹Integrated Design Research Group (IDeA), Centre of Advanced Research on Energy (CARE) Faculty of Mechanical Engineering, Universiti Teknikal Malaysia Melaka, Melaka, Malaysia

²TKH Manufacturing Private Limited, Selangor, Malaysia

³Designed Intelligence Group, Department of Industrial Design, Eindhoven University of Technology, Eindhoven, the Netherlands

⁴Faculty of Manufacturing Engineering, Universiti Teknikal Malaysia Melaka, Melaka, Malaysia

Abstract: This paper describes the conceptual design of cantilever support for long haul bus passenger seat. The advantages of cantilever bus seat structure is light weight, the luggage can be put under the seat and it is easy for floor cleanup. The total design technique was used to develop the cantilever support. Market survey was conducted to study on current available cantilever supported vehicle seat. After that, product requirement of cantilever design is defined. Next, brainstorming technique was used to generate the preliminary concept of cantilever design. Six conceptual designs were generated for selection. The matrix evaluation method was used to determine the final design of cantilever design. The weight of the concept was obtained through weighted analysis. Lastly, the final concept will be fabricated as prototype for further validation purpose.

Key words: Conceptual design, long haul, bus passenger, cantilever support.

INTRODUCTION

Nowadays, bus become an important public transportation for the consumer especially for the country which is shortage of motorized vehicles and excessive number of nonmotorized vehicles in the city cause the city street traffic jam (Andaleeb, 2007). Some country do not have the advanced technology like Germany, America or even Japan which are not faced the problem of transportation. So, public transport forms the major use of buses and coaches which is designed for the general public transportation or private hire (Ismail, 2010). Normally, the average time for a day of a bus to operate is 8 hours (Tan *et al.*, 2007).

Nowadays, the transportation needs in the world is increasing cause the present of challenges for policy makers (Andaleeb, 2007). China, India, Mexico and Thailand can be the example due to the population of the country is increasing and those countries will demand for more and better transportation (Andaleeb, 2007). So, the improvement of public transportation becomes more significant (Ison and Wall, 2002). So, for developing countries which do not have modern technology improve the ground of transportation system in the city like some commuter train facilities, premium buses (air-conditioned), buses, minibuses, and taxis (Andaleeb, 2007).

Nowadays, the bus is divided into two types which are short haul bus (less than 2 hours of travel) and long haul bus (more than 2 hours of travel). Long haul bus also called as coach. The difference between the long haul and short haul bus is short haul bus is concern about the city traffic, the time stay for passengers on the bus and easy for passengers movement in the bus (Alvio, 1986). Meanwhile, the long haul bus is more focus on the comfortable of passengers because the passenger spend most of their in the bus (Alvio, 1986). For the long haul bus, the seat is placed apart from front-to-back with 70cm which is enough space for the passenger not to sit perfectly at all times and can rest or sleep (Chardon, 1981).

Bus seat is one of the important items for bus passenger during travel. Bus seat is not only provides the passenger comfort during travel, it can also become a place to keep their luggage. Based on the problem statement from industry, nowadays there are many passengers who not willing to put their luggage at the luggage storage compartment due to the insecure. So, a wide space to put luggage inside the bus is needed for passengers to put their luggage. Cantilever bus seat can be a solution to provide a space for passengers to keep their luggage. In Malaysia, there are various types of cantilever bus seat which is used in the short haul bus (city bus) but not in long haul bus (coach). The total design process technique (Tan *et al.*, 2009; Tan *et al.*, 2010; Tan *et al.*, 2013a; Tan *et al.*, 2013b) is used to design the cantilever bus seat. Total design process technique included market study, product requirement, conceptual design and final concept evaluation (Tan, 2010). Brainstorming and group discussion are used to generate the idea. Brainstorming and group discussion were discuss the conceptual design and weighted objective method. Weighted objective method is a method to choose the best design by rate the score based on the product requirement.

Design Methodology:

The total design process chart as shown in Figure 1 is divided into 4 steps. These steps are included market study, product requirement, conceptual design and final concept.

The first step is the market study. Information that related to cantilever supported vehicle seat was collected from internet or library. The information was referred to journals, thesis, patents, or any related websites to study the existing product in the market today. The information is important for design process.

The second step is the product requirement. Product requirement is the output of market study and it is the references and guideline to generate the idea. The product requirement is based on the importance of cantilever bus seat. So, materials, reliable, weight, strength, safety and design are selected as the product requirement for the design of cantilever bus seat structure. After that, the third step is conceptual design which was using brainstorming and group discussion as the tool to generate the conceptual design. The conceptual design was developed in three-dimensional views for simulation purposes. After that, the weighted objective method which is the fourth step to evaluate the product requirement based on the weighted to rate the conceptual design. So, there is one concept design is chosen as the best design for CAE simulation. The evaluation of conceptual design was using computer-aided engineering (CAE) to get the finite element analysis (Tan and Said, 2009; Said and Tan, 2009).

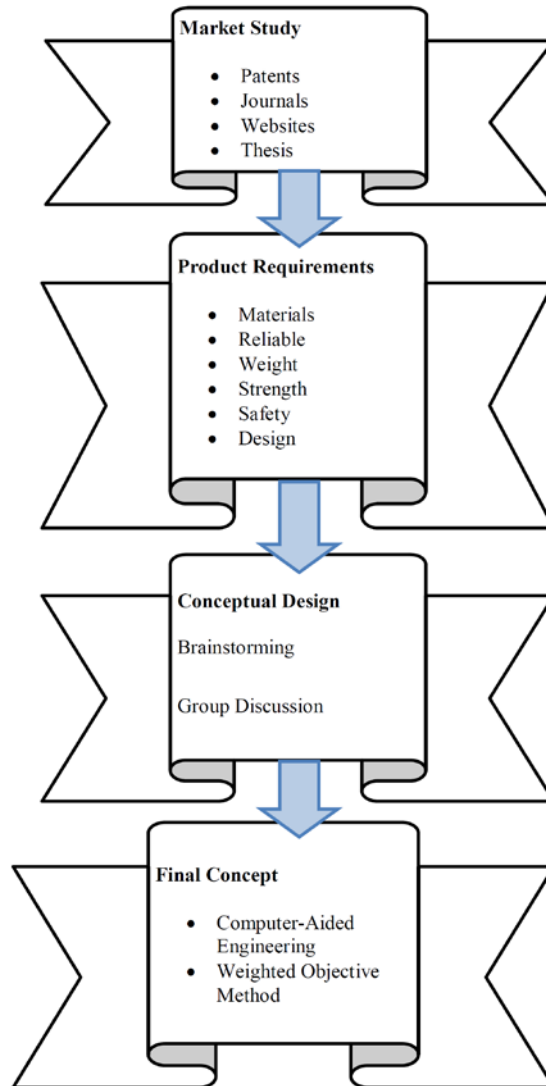


Fig. 1: The conceptual design process of cantilever bus seat structure.

Conceptual Design:

The development of product requirements becomes the guideline and references for conceptual design. Table 1 shows the description of product requirement for cantilever bus seat.

During the design process of cantilever seat design, brainstorming method was used. Brainstorming is a strategic planning that produces various relevant ideas without any limitation (Bryson, 1995). The brainstorming

session was conducted by 5 people and each person was encouraged to generate their ideas. The ideas were recorded at stick notes and pasted on a paper. Next, the group discussion was conducted after the brainstorming session. Group discussion is discussed about the idea evaluation. After the group discussion, six design concepts were evaluated. As referred to Figure 2, it is shows the front view of the bus passenger seat with cantilever support. There is an incline truss support mounted on the wall with a L-shape bracket. There is a space under the bus passenger seat for their luggage.

Table 1: The description of product requirement for cantilever bus seat.

| No. | Product Requirement | Description |
|-----|---------------------|--|
| 1. | Materials | Cantilever bus seat material is either aluminum of steel. |
| 2. | Reliable | Cantilever bus seat must be reliable especially when the bus is moving. |
| 3. | Weight | Cantilever bus seat must be light weight to prevent the increment of bus weight burden. |
| 4. | Strength | Cantilever bus seat must able to support the corresponding strength to support the passenger strength and dynamic or static vibration. |
| 5. | Design | The design must be simplicity, easier to fabricate the prototype and reliable. |

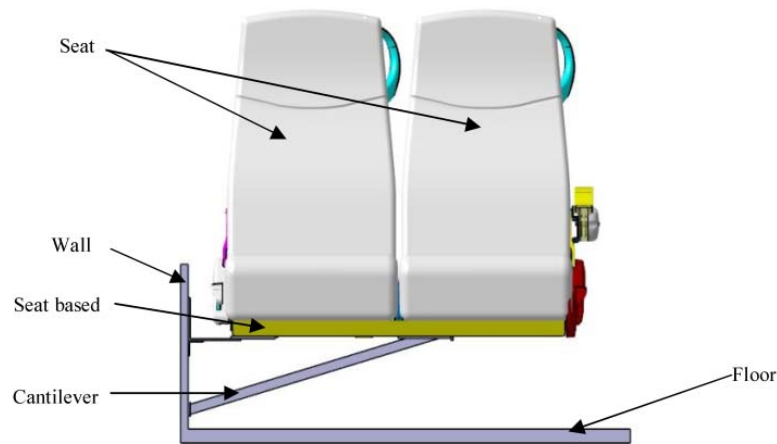


Fig. 2: Front view of full double bus seat with cantilever support.

After the brainstorming and group discussion, 6 designs were generated as conceptual design. The following **Table 2** is the description of concepts.

Concepts Evaluation:

The five design concepts were evaluated by using weighted objective method. The design concepts were evaluated based on the product requirements as shown in Table 1. At Table 3 below, there are 5 product requirements which been decided to evaluate the design concepts.

Each product requirement was set the corresponding weight score to indicate the importance of each requirement. The relative weight score of product are material (0.15), reliable (0.25), weight (0.10), strength (0.30) and design (0.20). The total weight is 1. Based on the table, strength rated the highest weight as compare to other requirement. It is because the cantilever bus seat requires strength to support the seat especially when the bus is moving. Other than that, the cantilever bus seat will mount on the wall, so the strength become very important.

During the session, each design concept was rated a score (S) with 5 point scales. Each design concept was rated based on the important of requirement. The highest 5 points indicate the product requirement for the particular concept is significant and the lowest point is insignificant. After that, each point is multiple by the weight to get the relative values (V). Each value of design concept is summed up to get the total value of each design concept. The total values for each design concept were compared and the highest total value is selected. Table 3 shows the Design 3 was selected as the best concept. Design 3 was selected because it is reliable, light weight and the design is refer from the existing short haul bus seat. Other than that, the strength to support the seat is strong. Since the strength of Design 3 is not strong as Design 5, but the strength of Design 3 is strong enough to support the passenger and the seat frame.

Table 2: The description for conceptual design.

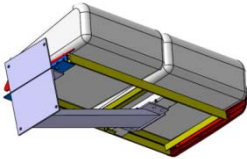
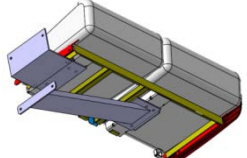
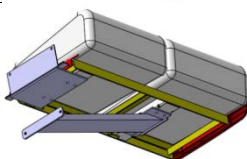
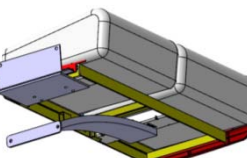
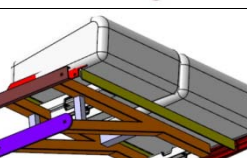

| Design | Conceptual design | Description |
|--------|---|---|
| 1. |  | Design 1 is follow the concept of previous design which is an inclined truss support the seat structure. There is a plate which is connected the L-bracket plate and the support truss to the wall. |
| 2. |  | Design 2 is similar to Design 1 which is an incline truss support the seat structure. The difference between Design 1 and 2 is Design 2 do not has the plate to connected L-bracket with truss support. So the L-bracket and truss support is connected separately to the wall. |
| 3. |  | Design 3 is almost the same as Design 1, the differences between both designs is Design 3 do not has an extra plate to support the incline truss support. It means that the truss is directly mounted at the U-bracket. |
| 4. |  | Design 4 is almost same as the previous designs. The incline truss support of seat structure is a curvature frame but not the straight frame. |
| 5. |  | Design 5 has the double inclined truss to support the seat structure. There is a short frame which is supported the cantilever and incline truss of the seat. |
| 6. |  | Design 6 is similar to Design 5 which has the short frame to support the cantilever and incline truss support. But this design is using the wide frame to support the structure. |

Table 3: Weighted Objective Evaluation of Cantilever Bus Seat Concepts.

| No | Product Requirement | Weight | Concept 1 | | Concept 2 | | Concept 3 | | Concept 4 | | Concept 5 | | Concept 6 | |
|----|---------------------|--------|-----------|------|-----------|------|-----------|------|-----------|------|-----------|------|-----------|------|
| | | | s | v | s | v | s | v | s | v | s | v | s | v |
| 1. | Material | 0.15 | 2 | 0.30 | 2 | 0.30 | 2 | 0.30 | 2 | 0.30 | 2 | 0.30 | 2 | 0.30 |
| 2. | Reliable | 0.25 | 2 | 0.50 | 3 | 0.75 | 4 | 1.00 | 3 | 0.75 | 4 | 1.00 | 3 | 0.75 |
| 3. | Weight | 0.10 | 4 | 0.40 | 4 | 0.40 | 5 | 0.50 | 4 | 0.40 | 2 | 0.20 | 3 | 0.30 |
| 4. | Strength | 0.30 | 3 | 0.90 | 5 | 1.50 | 5 | 1.50 | 4 | 1.20 | 5 | 1.50 | 4 | 1.20 |
| 5. | Design | 0.20 | 3 | 0.60 | 3 | 0.60 | 4 | 0.80 | 4 | 0.80 | 5 | 1.00 | 4 | 0.80 |
| | Total Value | 1.00 | | 2.70 | | 3.55 | | 4.10 | | 3.45 | | 4.00 | | 3.35 |

Conclusion:

6 conceptual designs were developed with total design approach. The total design process is used as a guideline to develop the conceptual design. After the development of conceptual design, the weighted objective was used to identify the most suitable design for this project. Concept design 3 is chosen as the best design among the six designs. The materials used is steel, the reliable and strength is acceptable because it is referred the previous cantilever bus seat structure for short haul bus.

ACKNOWLEDGMENT

The authors are very much in-debt to thank TKH Manufacturing Private Limited to provide the technical support during the conceptual development process. Special thanks to the top level management of Universiti Teknikal Malaysia Melaka (UTeM), including Faculty of Mechanical Engineering administrators.

REFERENCES

- Andaleeb, S.S., 2007. Reforming Inncity Bus Transportation in a Developing Country: A Passenger-Driven Model. *Journal of Public Transportation*, 10(1) : 1-4.
- Chardon, M.M.F., 1981. Seat for Bus, Train or Airplane. US Patent 4,291,916.
- De Simon, A., 1986. Modular Bus Seat. European Patent 84201859.
- Ismail, M.K., 2001. Ergonomics Design and Analysis of Bus Driver Seat. UTeM unpublished undergraduate thesis.
- Ison, S. and S. Wall, 2002. Attitude to Traffic related issues in Urban aeas of the UK and the role of workplace parking changes.
- Tan, C.F., F. Delbressine and G.W.M. Rauterberg, 2007. Vehicle seat design: state of the art and recent development. *Proceedings of 3rd World Engineering Congress*, pp: 51-61.
- Tan, C.F., W. Chen and G.W.M. Rauterberg, 2009. Design of aircraft cabin testbed for stress free air travel experiment. *5th International Conference on Planning and Design*, pp: 157.
- Tan, C.F., W. Chen and G.W.M. Rauterberg, 2010. Total design of low cost aircraft cabin simulator. *Proceedings of Design*, pp: 1721-17280.
- Tan, C.F. and S.S.S. Ranjit, 2013a. An interactive system for concurrent engineering design. *Applied Mechanics and Materials*, 313-314, pp: 990-994.
- Tan, C.F., W. Chen and G.W.M. Rauterberg, 2013b. Total design of active neck support system for economy class aircraft seat. *Applied Mechanics and Materials*, 372: 657-660.
- Tan, C.F., 2010. Smart system for aircraft passenger neck support. PhD Thesis, Eindhoven University of Technology.
- Tan, C.F. and M.R. Said, 2009. Effect of hardness test on precipitation hardening aluminium alloy 6061-T6. *Chiang Mai Journal of Science*, 36(3): 276-286.
- Said, M.R. and C.F. Tan, 2009. Aluminium honeycomb under quasi-static compressive loading: an experimental investigation. *Suranaree Journal of Science and Technology*, 16(1): 1-8.